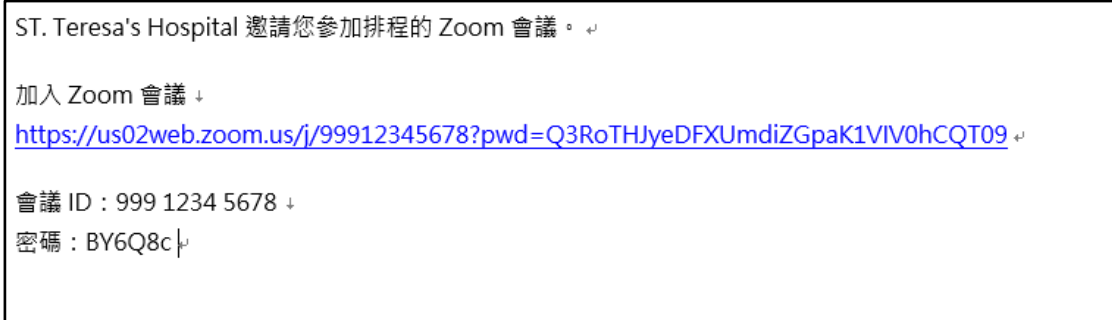


# Zoom Participant Guide

If this is your first-time using Zoom, make sure you [download the app on your computer](#) from the Zoom website.

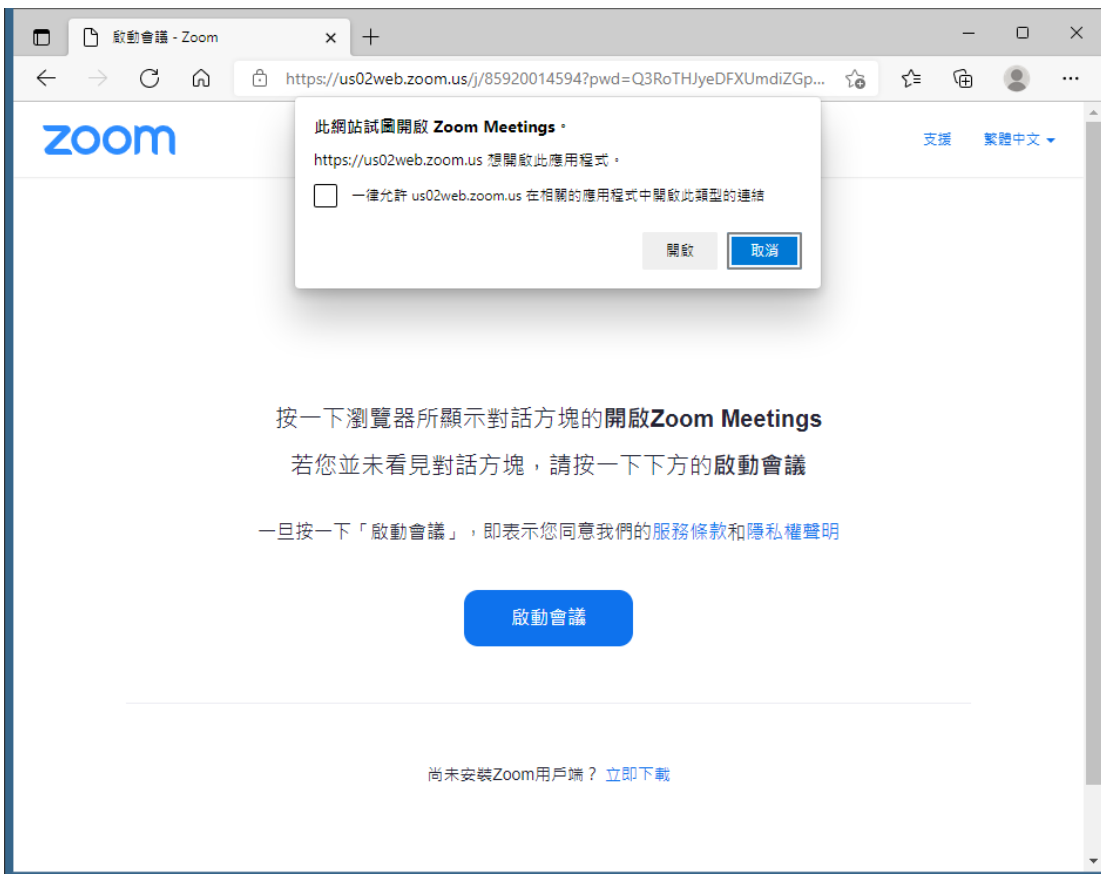
## How to JOIN the Zoom Meeting

In your email invitation / WhatsApp:



✧ Option A: Click the Meeting link to join

Depending on your default web browser, click **Allow** if you are prompted to open Zoom.



- **If you've already installed the Zoom app on your computer**, you will see a pop-up message that says "Open zoom.us." Clicking that will take you right into the Zoom meeting.
- **If there isn't a pop-up message**, you'll see "When the system dialogue prompts, open Zoom.us" smack dab in the middle of your screen. Below that, in a smaller font, will be: "If you have Zoom client installed, click "Launch Meeting."
- **If you haven't installed Zoom yet**, click on "Otherwise, **download and run Zoom**" – which is HIGHLY recommended!

✧ Option B: Enter the Meeting ID and password in the App to join

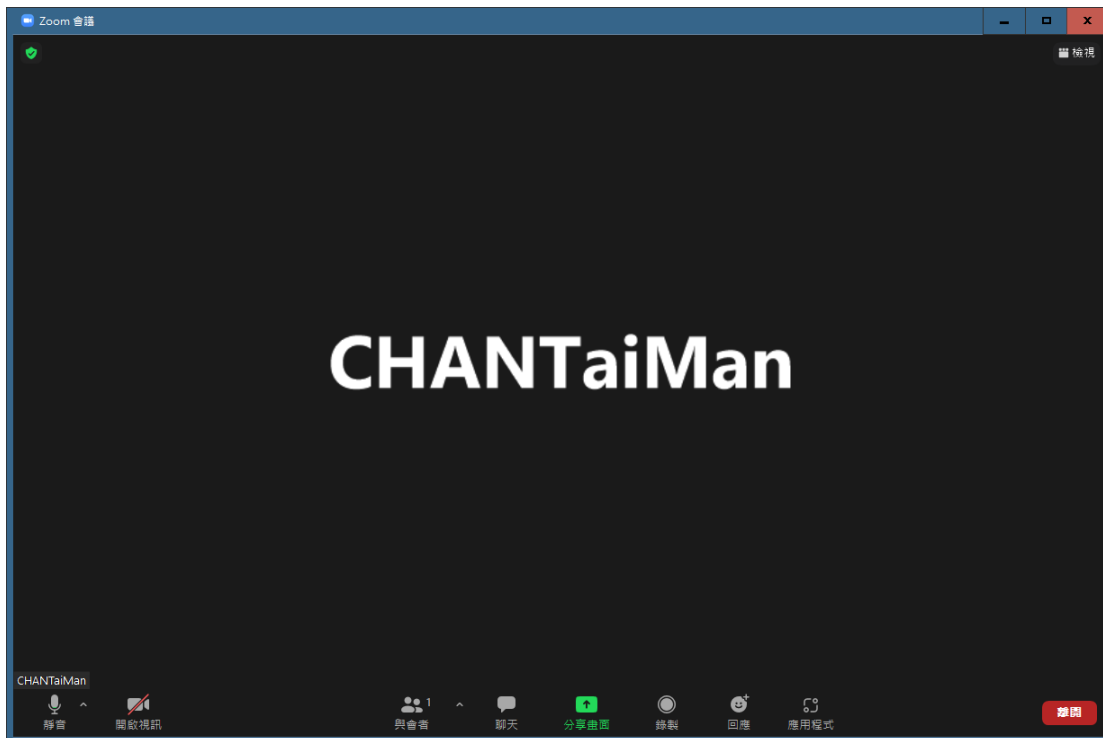


The screenshot shows the Zoom application window titled "Zoom". The main heading is "加入會議" (Join Meeting). Below the heading is a text input field labeled "會議ID或個人連結名稱" (Meeting ID or Personal Link Name) containing the text "999 1234 5678". Below that is another text input field containing the name "CHANTaiMan". There are three radio button options: "在以後的會議中使用目前名稱" (Use current name in future meetings) which is selected, "不連接音訊" (Do not connect audio), and "保持視訊關閉" (Keep video off). At the bottom, there is a small line of text: "一旦按一下「加入」，即表示您同意我們的服務條款和隱私權聲明。" (By clicking "Join", you agree to our Terms of Service and Privacy Policy). At the bottom right are two buttons: "加入會議" (Join Meeting) and "取消" (Cancel).



The screenshot shows the Zoom application window titled "輸入會議密碼" (Enter Meeting Password). The main heading is "輸入會議密碼" (Enter Meeting Password). Below the heading is a large text input field with the placeholder text "會議密碼" (Meeting Password). At the bottom right are two buttons: "加入會議" (Join Meeting) and "取消" (Cancel).

Meeting joined. You are ready for Telemedicine.



Get help with Zoom

<https://support.zoom.us/hc/en-us>

